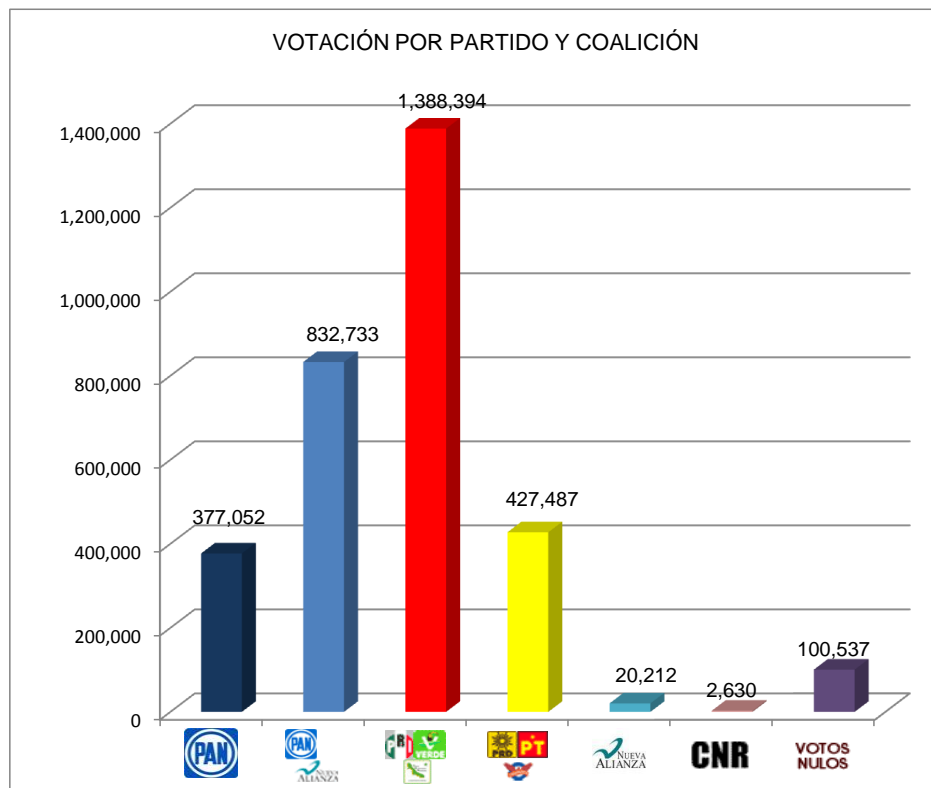


















RESUMEN ESTATAL DE VOTACIÓN DE LA ELECCIÓN DE DIPUTADOS POR MAYORÍA RELATIVA 2010
RESULTADOS DE ACUERDO A LAS RESOLUCIONES DE LOS ÓRGANOS JURISDICCIONALES

ESTADO		COALICIÓN ¡VIVA VERACRUZ!			COALICIÓN VERACRUZ PARA ADELANTE				COALICIÓN PARA CAMBIAR VERACRUZ						VOTOS NULOS	TOTAL
VERACRUZ	377,052	779,143	53,590	832,733	1,306,981	55,154	26,259	1,388,394	234,419	54,478	138,590	427,487	20,212	2,630	100,537	3,149,045
	11.97%	24.74%	1.70%	26.44%	41.50%	1.75%	0.83%	44.09%	7.44%	1.73%	4.40%	13.58%	0.64%	0.08%	3.19%	








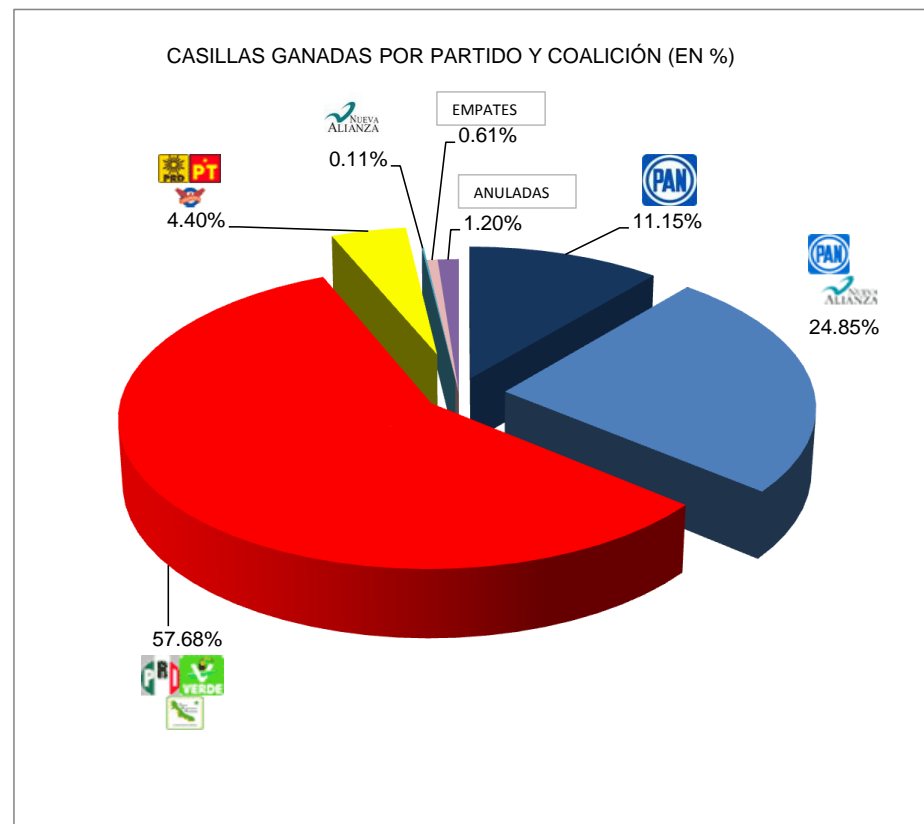
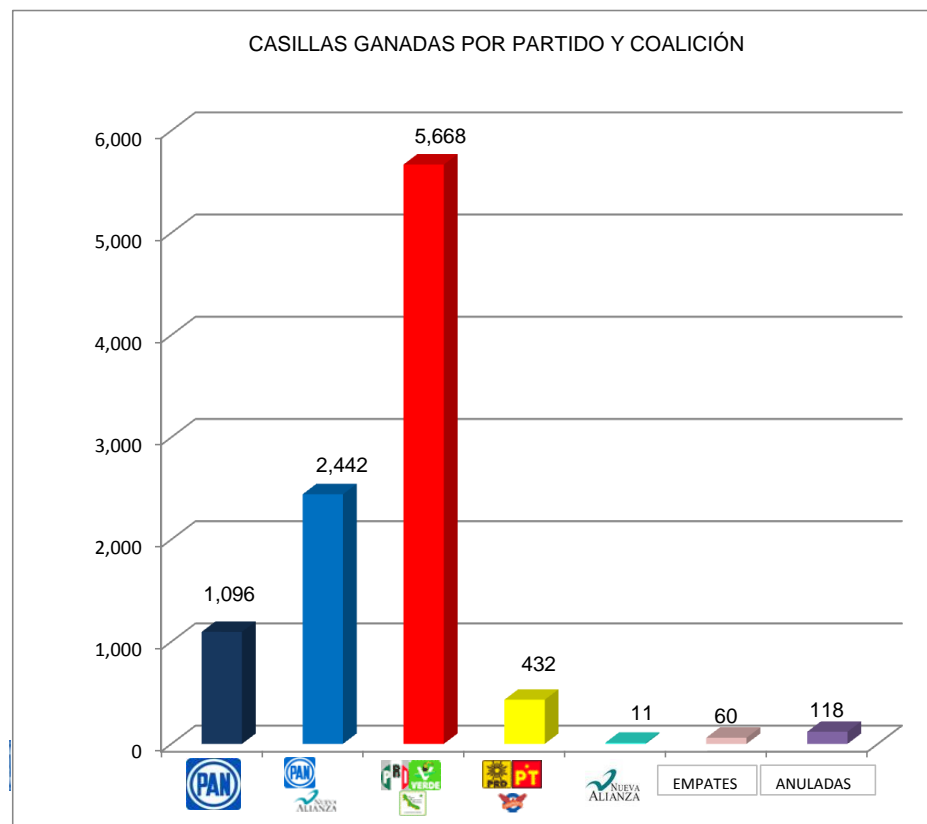
DISTRITOS	COALICIÓN ¡VIVA VERACRUZ!				COALICIÓN VERACRUZ PARA ADELANTE				COALICIÓN PARA CAMBIAR VERACRUZ				NUEVA ALIANZA	CNR	VOTOS NULOS	TOTAL
	PAN	PAN	NUEVA ALIANZA	AGENZ	PRD	VERDE	AGENZ	AGENZ	PRD	PT	AGENZ	PT				
I. PANUCO	45,716 46.14%				38,252 38.60%	766 0.77%	320 0.32%	39,338 39.70%	8,414 8.49%	1,470 1.48%	1,620 1.63%	11,504 11.61%	367 0.37%	18 0.02%	2,144 2.16%	99,087
II. TANTOYUCA		46,128 44.26%	2,794 2.68%	48,922 46.94%	41,911 40.21%	1,135 1.09%	1,335 1.28%	44,381 42.58%	5,304 5.09%	884 0.85%	2,445 2.35%	8,633 8.28%		6 0.01%	2,289 2.20%	104,231
III. CHICONTEPEC	29,117 32.19%				33,727 37.29%	1,175 1.30%	1,152 1.27%	36,054 39.86%	14,952 16.53%	2,485 2.75%	1,041 1.15%	18,478 20.43%	3,003 3.32%	9 0.01%	3,782 4.18%	90,443
IV. TEMAPACHE		41,293 45.11%	533 0.58%	41,826 45.69%	38,515 42.07%	2,367 2.59%	374 0.41%	41,256 45.06%	4,378 4.78%	650 0.71%	954 1.04%	5,982 6.53%		11 0.01%	2,473 2.70%	91,548
V. TUXPAN		38,041 39.45%	1,887 1.96%	39,928 41.40%	43,579 45.19%	2,253 2.34%	1,074 1.11%	46,906 48.64%	2,097 2.17%	2,253 2.34%	2,662 2.76%	7,012 7.27%		38 0.04%	2,552 2.65%	96,436
VI. POZA RICA		30,203 36.56%	2,247 2.72%	32,450 39.28%	37,624 45.54%	1,349 1.63%	468 0.57%	39,441 47.74%	6,255 7.57%	1,149 1.39%	642 0.78%	8,046 9.74%		80 0.10%	2,594 3.14%	82,611
VII. PAPANTLA	50,794 45.56%				39,619 35.53%	1,464 1.31%	410 0.37%	41,493 37.22%	5,304 4.76%	2,568 2.30%	6,448 5.78%	14,320 12.84%	1,902 1.71%	23 0.02%	2,961 2.66%	111,493
VIII. MARTINEZ DE LA TORRE		38,343 38.09%	6,852 6.81%	45,195 44.89%	39,062 38.80%	1,501 1.49%	810 0.80%	41,373 41.10%	6,628 6.58%	1,644 1.63%	2,558 2.54%	10,830 10.76%		746 0.74%	2,531 2.51%	100,675
IX. MISANTLA		37,408 37.30%	2,757 2.75%	40,165 40.05%	36,270 36.16%	1,042 1.04%	528 0.53%	37,840 37.73%	11,264 11.23%	1,543 1.54%	6,974 6.95%	19,781 19.72%		15 0.01%	2,490 2.48%	100,291
X. PEROTE		40,742 38.01%	1,783 1.66%	42,525 39.67%	45,243 42.20%	1,479 1.38%	616 0.57%	47,338 44.16%	8,260 7.71%	1,730 1.61%	3,406 3.18%	13,396 12.50%		26 0.02%	3,916 3.65%	107,201
XI. XALAPA I	26,642 27.79%				40,965 42.74%	3,085 3.22%	1,190 1.24%	45,240 47.20%	8,734 9.11%	2,294 2.39%	5,916 6.17%	16,944 17.68%	2,230 2.33%	125 0.13%	4,675 4.88%	95,856
XII. XALAPA II	28,811 31.85%				36,241 40.07%	3,089 3.42%	1,162 1.28%	40,492 44.77%	7,719 8.53%	2,126 2.35%	4,739 5.24%	14,584 16.12%	1,882 2.08%	97 0.11%	4,583 5.07%	90,449
XIII. COATEPEC	41,701 38.90%				40,610 37.89%	2,050 1.91%	709 0.66%	43,369 40.46%	9,004 8.40%	1,730 1.61%	4,387 4.09%	15,121 14.11%	2,489 2.32%	47 0.04%	4,465 4.17%	107,192
XIV. HUATUSCO		40,119 35.12%	7,820 6.85%	47,939 41.97%	42,423 37.14%	1,271 1.11%	632 0.55%	44,326 38.80%	7,836 6.86%	2,487 2.18%	7,529 6.59%	17,852 15.63%		24 0.02%	4,087 3.58%	114,228
XV. ORIZABA		39,424 30.60%	2,495 1.94%	41,919 32.54%	54,831 42.56%	3,663 2.84%	1,883 1.46%	60,377 46.86%	14,688 11.40%	2,407 1.87%	4,573 3.55%	21,668 16.82%		99 0.08%	4,775 3.71%	128,838
XVI. CORDOBA	47,283 39.26%				51,250 42.56%	2,111 1.75%	853 0.71%	54,214 45.02%	4,172 3.46%	1,393 1.16%	7,136 5.93%	12,701 10.55%	1,921 1.60%	60 0.05%	4,249 3.53%	120,428
XVII. TIERRA BLANCA	50,475 42.10%				47,371 39.51%	1,405 1.17%	802 0.67%	49,578 41.35%	4,156 3.47%	2,712 2.26%	6,381 5.32%	13,249 11.05%	2,612 2.18%	46 0.04%	3,934 3.28%	119,894
XVIII. ZONGOLICA		36,798 28.89%	4,207 3.30%	41,005 32.19%	46,603 36.58%	2,245 1.76%	815 0.64%	49,663 38.99%	26,803 21.04%	2,265 1.78%	1,971 1.55%	31,039 24.37%		62 0.05%	5,614 4.41%	127,383

RESUMEN DISTRITAL DE VOTACIÓN DE LA ELECCIÓN DE DIPUTADOS POR MAYORÍA RELATIVA 2010
RESULTADOS DE ACUERDO A LAS RESOLUCIONES DE LOS ÓRGANOS JURISDICCIONALES





DISTRITOS		COALICIÓN VIVA VERACRUZ!			COALICIÓN VERACRUZ PARA ADELANTE				COALICIÓN PARA CAMBIAR VERACRUZ							TOTAL	
																	
XIX. LA ANTIGUA		44,434	7,292	51,726	55,062	2,427	1,620	59,109	11,450	2,753	8,986	23,189		53	3,716	137,793	
		32.25%	5.29%	37.54%	39.96%	1.76%	1.18%	42.90%	8.31%	2.00%	6.52%	16.83%		0.04%	2.70%		
XX. VERACRUZ I		40,023	1,304	41,327	41,576	1,897	762	44,235	2,707	972	3,264	6,943		80	2,867	95,452	
		41.93%	1.37%	43.30%	43.56%	1.99%	0.80%	46.34%	2.84%	1.02%	3.42%	7.27%		0.08%	3.00%		
XXI. VERACRUZ II		44,088	1,347	45,435	36,973	1,499	613	39,085	2,887	1,273	3,380	7,540		74	2,671	94,805	
		46.50%	1.42%	47.92%	39.00%	1.58%	0.65%	41.23%	3.05%	1.34%	3.57%	7.95%		0.08%	2.82%		
XXII. BOCA DEL RIO		60,903	1,423	62,326	48,146	2,422	1,073	51,641	2,183	1,226	3,932	7,341		54	2,853	124,215	
		49.03%	1.15%	50.18%	38.76%	1.95%	0.86%	41.57%	1.76%	0.99%	3.17%	5.91%		0.04%	2.30%		
XXIII. COSAMALOAPAN		33,599	3,136	36,735	53,714	2,312	1,086	57,112	4,307	1,964	10,280	16,551		37	3,203	113,638	
		29.57%	2.76%	32.33%	47.27%	2.03%	0.96%	50.26%	3.79%	1.73%	9.05%	14.56%		0.03%	2.82%		
XXIV. SANTIAGO TUXTLA		30,225	834	31,059	39,260	1,180	496	40,936	3,256	2,331	13,961	19,548		11	2,923	94,477	
		31.99%	0.88%	32.87%	41.56%	1.25%	0.52%	43.33%	3.45%	2.47%	14.78%	20.69%		0.01%	3.09%		
XXV. SAN ANDRES TUXTLA		34,452	1,303	35,755	48,869	2,344	1,387	52,600	5,233	1,813	4,545	11,591		284	3,475	103,705	
		33.22%	1.26%	34.48%	47.12%	2.26%	1.34%	50.72%	5.05%	1.75%	4.38%	11.18%		0.27%	3.35%		
XXVI. ACAYUCAN	33,426				44,532	1,724	848	47,104	14,079	2,706	8,735	25,520	2,589	22	3,549	112,210	
	29.79%				39.69%	1.54%	0.76%	41.98%	12.55%	2.41%	7.78%	22.74%	2.31%	0.02%	3.16%		
XXVII. COSOLEACAQUE		41,906	1,622	43,528	50,125	1,681	1,048	52,854	12,572	1,213	4,921	18,706		18	3,546	118,652	
		35.32%	1.37%	36.69%	42.25%	1.42%	0.88%	44.55%	10.60%	1.02%	4.15%	15.77%		0.02%	2.99%		
XXVIII. MINATITLAN		22,969	781	23,750	43,362	1,424	667	45,453	4,595	2,212	3,244	10,051		25	2,312	81,591	
		28.15%	0.96%	29.11%	53.15%	1.75%	0.82%	55.71%	5.63%	2.71%	3.98%	12.32%		0.03%	2.83%		
XXIX. COATZACOALCOS I		38,045	1,173	39,218	45,602	1,471	593	47,666	7,043	1,272	1,032	9,347		41	2,751	99,023	
		38.42%	1.18%	39.60%	46.05%	1.49%	0.60%	48.14%	7.11%	1.28%	1.04%	9.44%		0.04%	2.78%		
XXX. COATZACOALCOS II	23,087				45,664	1,323	933	47,920	8,139	953	928	10,020	1,217	399	2,557	85,200	
	27.10%				53.60%	1.55%	1.10%	56.24%	9.55%	1.12%	1.09%	11.76%	1.43%	0.47%	3.00%		
TOTALES		377,052	779,143	53,590	832,733	1,306,981	55,154	26,259	1,388,394	234,419	54,478	138,590	427,487	20,212	2,630	100,537	3,149,045
		11.97%	24.74%	1.70%	26.44%	41.50%	1.75%	0.83%	44.09%	7.44%	1.73%	4.40%	13.58%	0.64%	0.08%	3.19%	

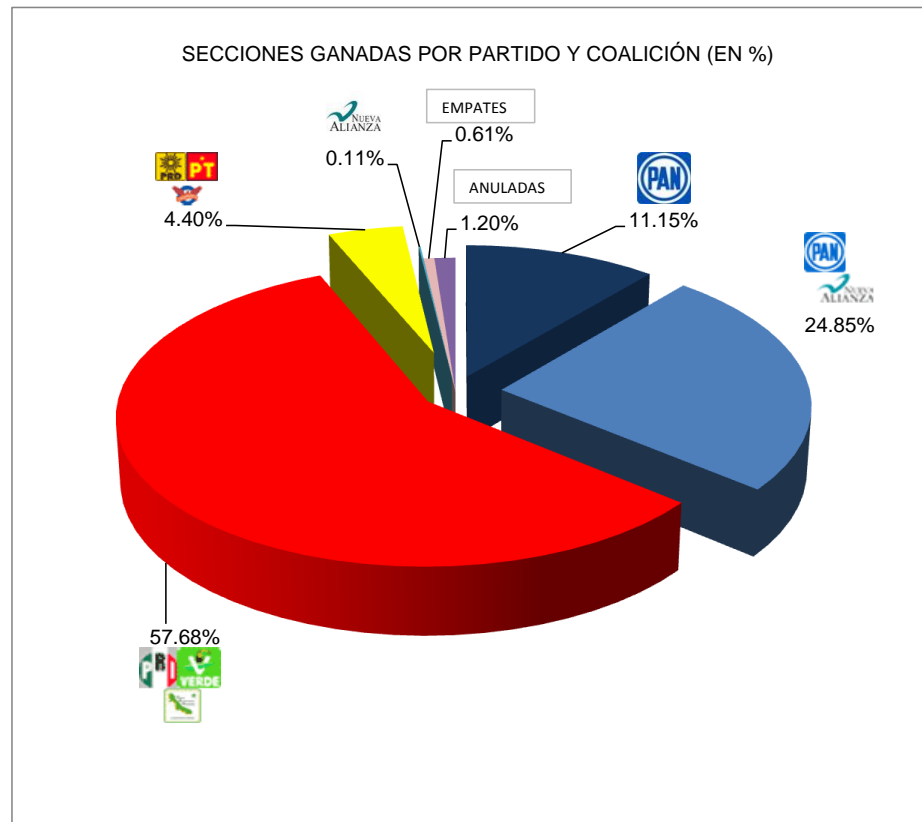
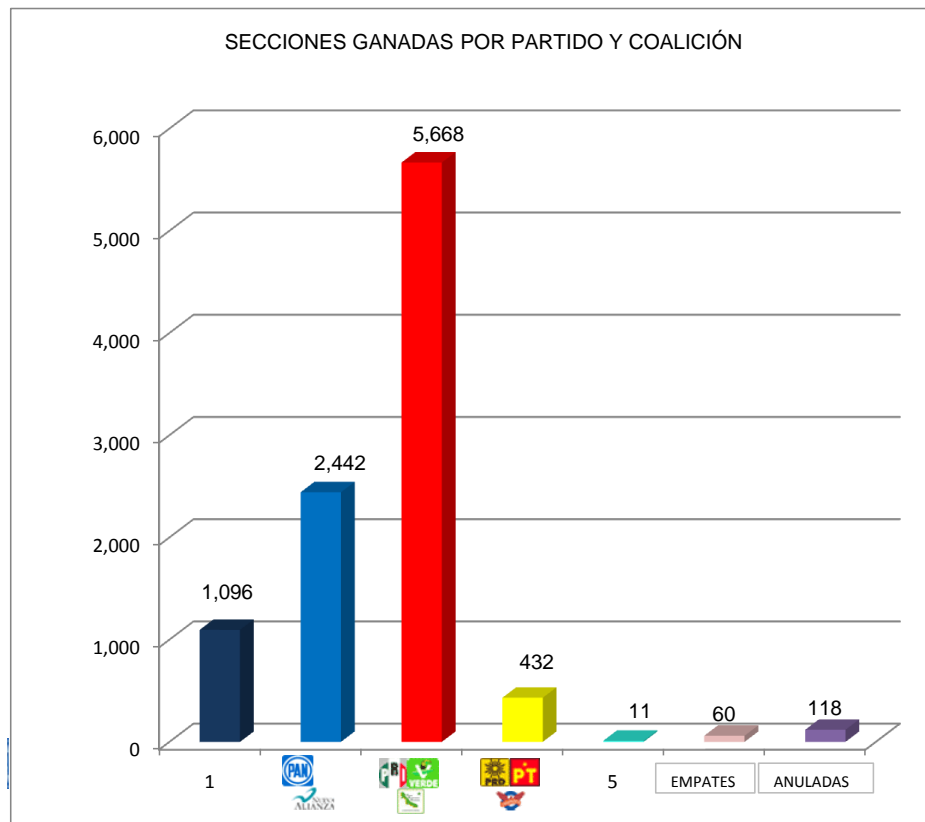
RESUMEN ESTATAL DE CASILLAS GANADAS DE LA ELECCIÓN DE DIPUTADOS LOCALES 2010
RESULTADOS DE ACUERDO A LAS RESOLUCIONES DE LOS ÓRGANOS JURISDICCIONALES

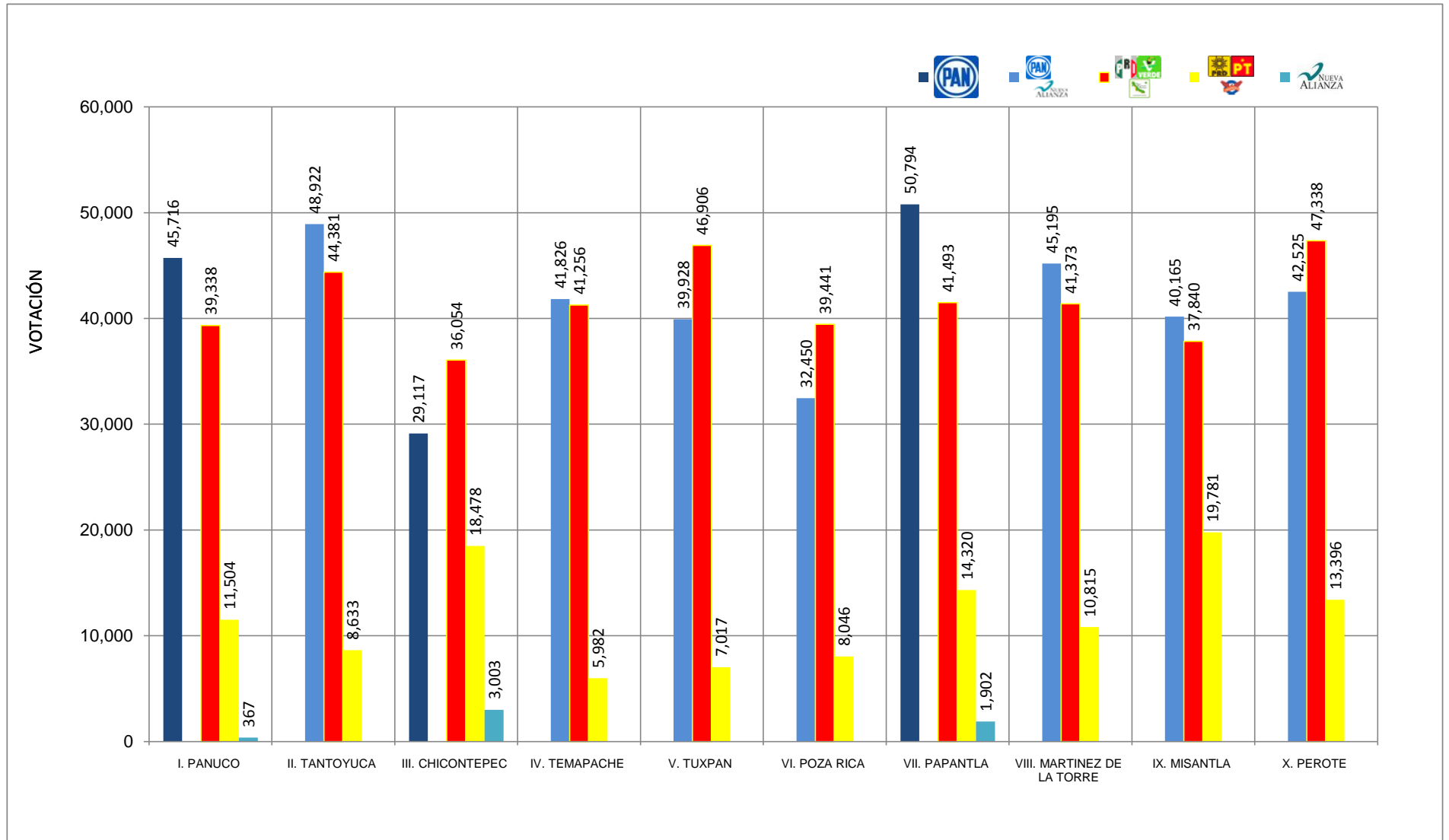
ESTADO		COALICIÓN ¡VIVA VERACRUZ! 	COALICIÓN VERACRUZ PARA ADELANTE 	COALICIÓN PARA CAMBIAR VERACRUZ 		EMPATES	ANULADAS	TOTAL
VERACRUZ	1,096 11.15%	2,442 24.85%	5,668 57.68%	432 4.40%	11 0.11%	60 0.61%	118 1.20%	9,827

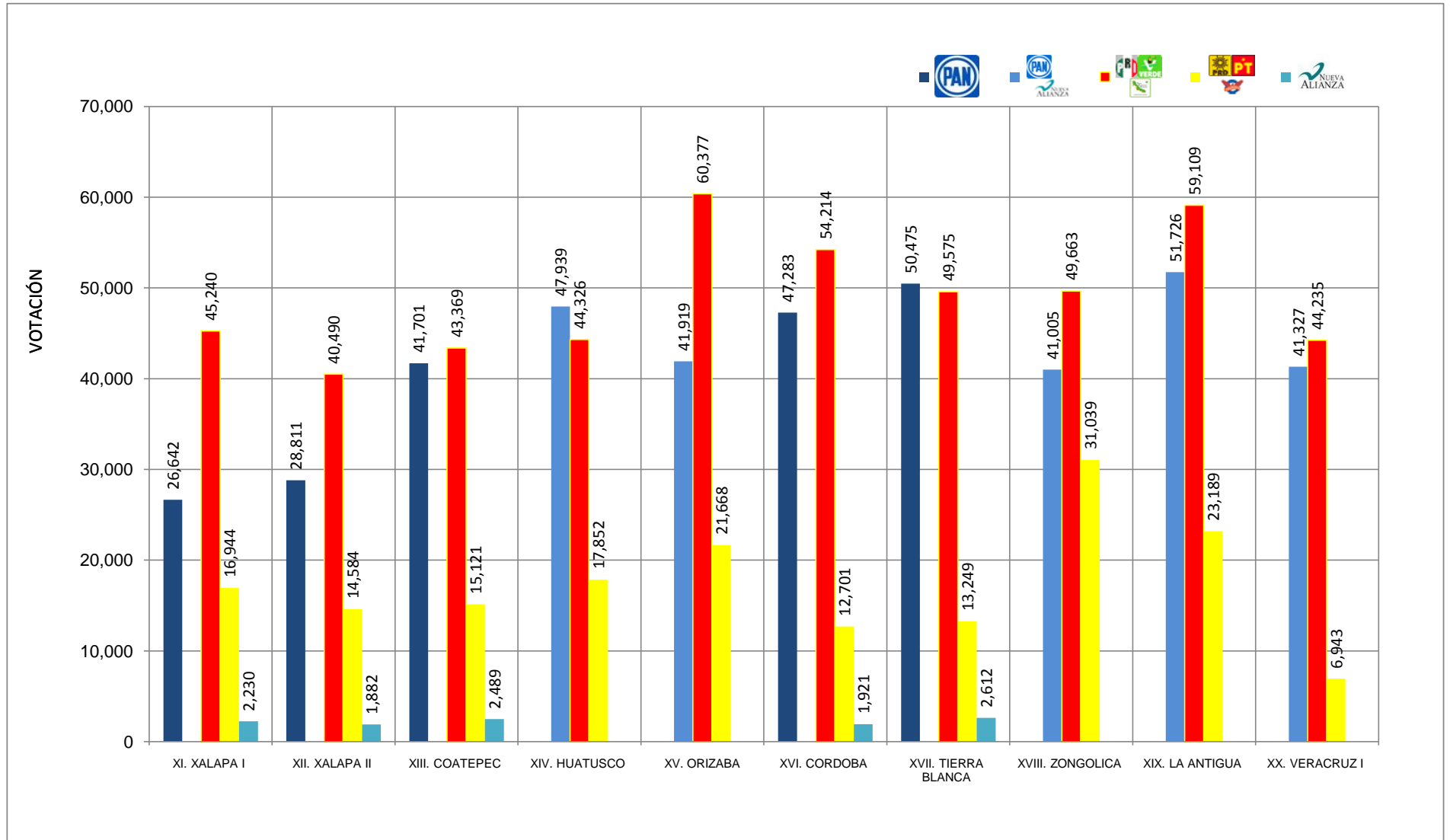


RESUMEN ESTATAL DE SECCIONES GANADAS DE LA ELECCIÓN DE DIPUTADOS LOCALES 2010
RESULTADOS DE ACUERDO A LAS RESOLUCIONES DE LOS ÓRGANOS JURISDICCIONALES

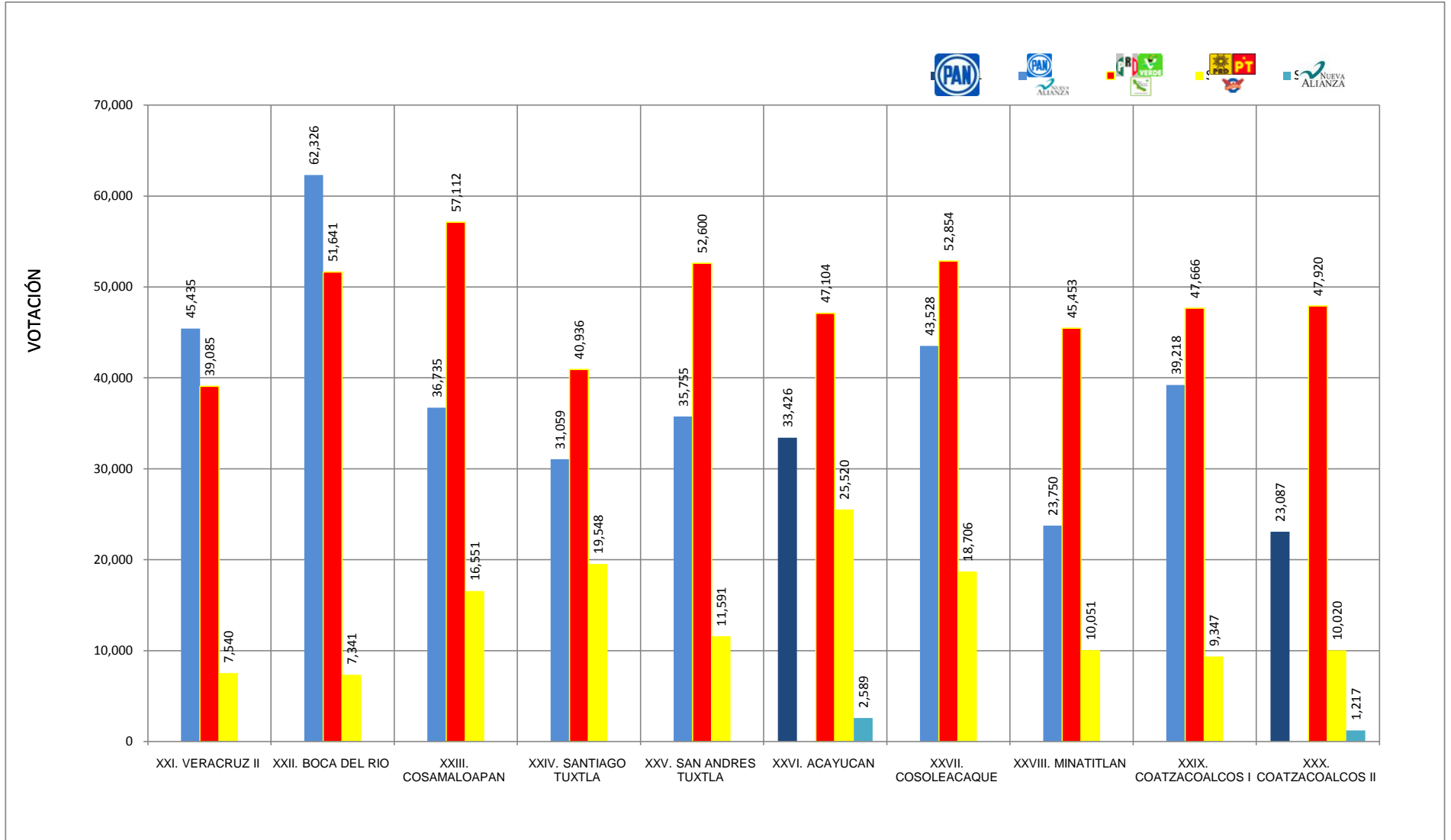
ESTADO		COALICIÓN ¡VIVA VERACRUZ! 	COALICIÓN VERACRUZ PARA ADELANTE 	COALICIÓN PARA CAMBIAR VERACRUZ 		EMPATES	ANULADAS	TOTAL
	VERACRUZ	560 11.80%	1,222 25.75%	2,715 57.21%	211 4.45%	2 0.04%	19 0.40%	

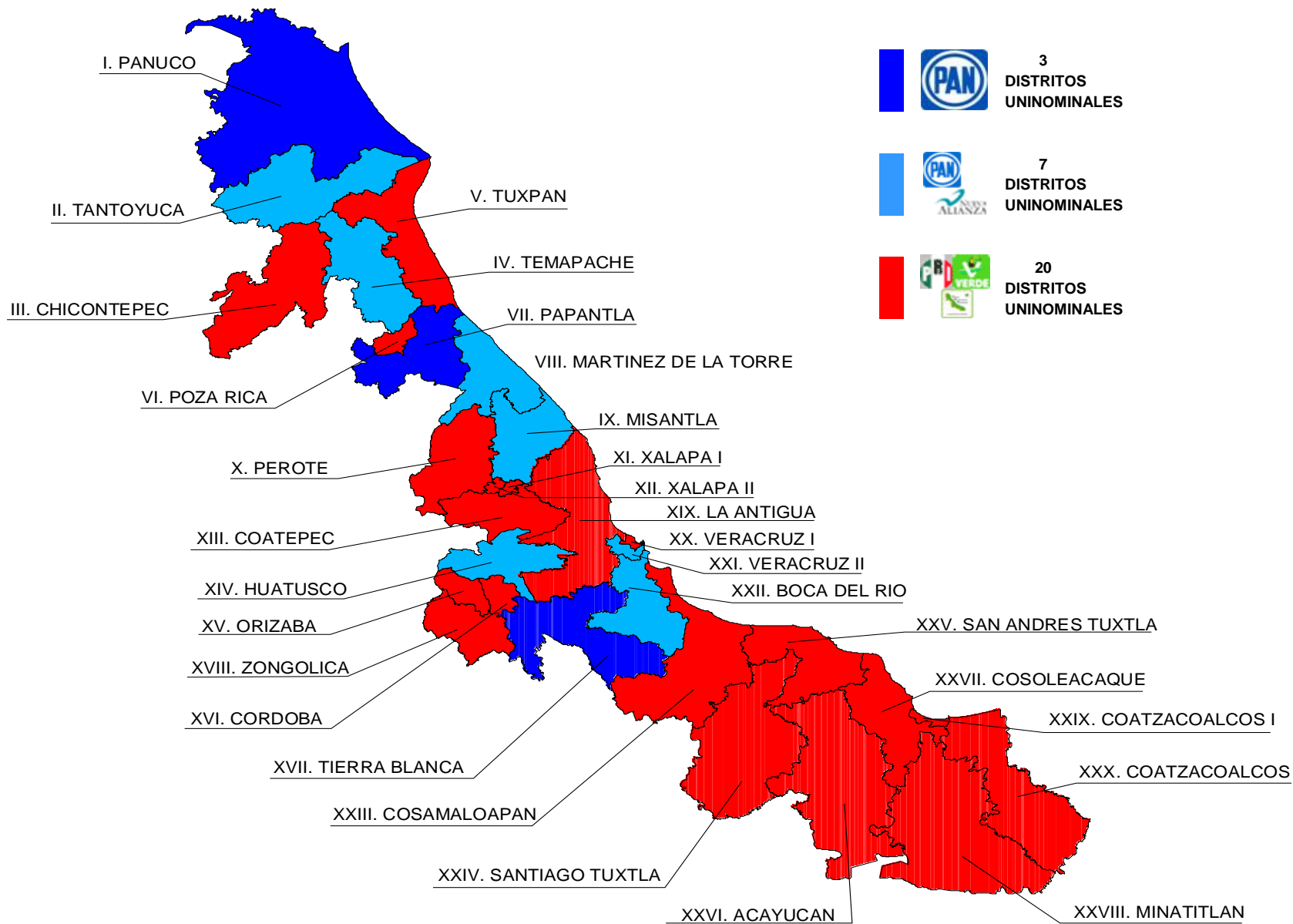






GRÁFICA COMPARATIVA DE LA ELECCIÓN DE DIPUTADOS LOCALES 2010
 RESULTADOS DE ACUERDO A LAS RESOLUCIONES DE LOS ÓRGANOS JURISDICCIONALES





3
DISTRITOS
UNINOMINALES

7
DISTRITOS
UNINOMINALES

20
DISTRITOS
UNINOMINALES